

Material/Finish



	LECMS-W
Lever Part	Nylon 6 (Various Color)
Thread Part	SUS303
Spring Washer	SUS304
Plain Washer	SUS304
Setscrew	Stainless Steel
Serration Ring	Zinc Die Cast
Spring	Stainless Steel Wire


Dimensions

Unit : mm

Part Number	M (Coarse)		R	H	H'	h	s	D	d	Ds	ts	Dw	tw	s1	Tooth No.	Max. Load*1 (N)	Max. Clamping Force*1 (kN)	Mass (g)
	Nominal of Thread	Pitch																
LECMS-5-W	M5	0.8	30	29	32.5	24.5	4.2	13	10	9.2	1.3	10	0.5	4	18	62	2.7	18 - 23
LECMS-6-W	M6	1	30	29	32.5	24.5	4.2	13	10	12.2	1.5	12	0.6	5	18	110	3.8	19 - 25

*1 : For the definitions of maximum load and maximum clamping force, see "Using the Clamp Lever / Tension Lever."

- Miniature plastic clamp lever with spring washer.
- This eliminates the need to mount spring washers.
- The special shape of the plain washer holds the spring washer captive.
- The plain washer can be rotated along the thread ridges and removed. The spring washer can be replaced with a different washer component.



- The product development was conducted with LCA (Life Cycle Assessment), in consideration for the environmental load, especially for global warming.
- Greenhouse effect gas emission is reduced by 6.5% compared to conventional products.
- The zinc die cast serration ring is inserted into the plastic lever main unit. It achieves sufficient fitting strength with the metal screw serrations.
- The lever is available in 5 color variations. They can be selected by the end symbol of the part number.

End Symbol	Lever Part Color
BK	Matte Black
SG	Matte Silver
OR	Matte Orange
YW	Matte Yellow
SK	Matte Transparent

Precautions for Use

Before tightening the lever, make sure that the plain washers are located at the relief cut section as shown in **Fig. 1**. Tightening the plain washer while hooked on the screw thread as shown in **Fig. 2** may cause the plain washer to be deformed.

Fig. 1

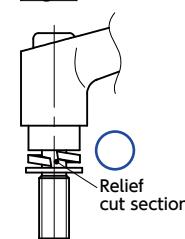
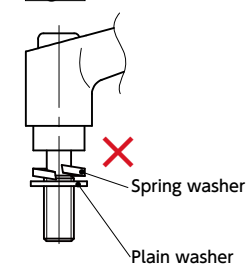


Fig. 2



Usage example

Can be used for tightening slotted holes.



- Nominal of thread for slotted hole widths should be +0.5 mm or less.



Part Number	Lm (mm)						
	12	16	20	25	32	40	50
LECMS-5-W	●	●	●	●	●	●	●
LECMS-6-W	●	●	●	●	●	●	●

Part number specification

LECMS-5-20-W-BK



For **2** screw length Lm, select from the sizes marked with ● in the table.

Cleanroom Wash & Packaging → P.0000	Screw Combination → P.0000	Screw Length Adjustment → P.0000	Vibration Resistant → P.0000	Laser Marking → P.0000
Not Available	Not Available	Available / Add'l charge	Not Available	Available / Add'l charge